

Highlights

FY2017 Highlights

Revenue	856,262 million yen
Operating Income	125,722 million yen
Income before Income Taxes	126,168 million yen
Net Income	87,463 million yen
R&D Expenses	31,243 million yen
Capital Investment	47,193 million yen
Depreciation Cost	49,283 million yen

Total Assets	937,796 million yen
Equity Attributable to Owners of the Parent Company	693,278 million yen
ROE	13.0%

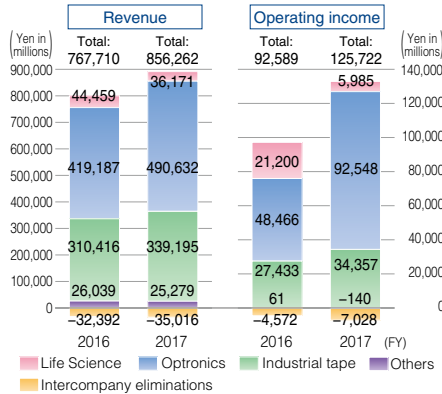
Amount per Share

Basic Earnings per Share	539.0 yen
Dividends per Share	160 yen

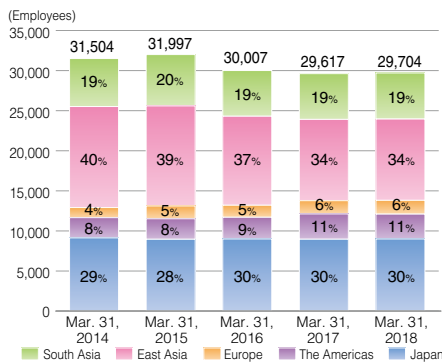
Regional Breakdown of Revenue

Japan	199,441 million yen
The Americas	82,568 million yen
Europe	45,578 million yen
Asia & Oceania	528,672 million yen

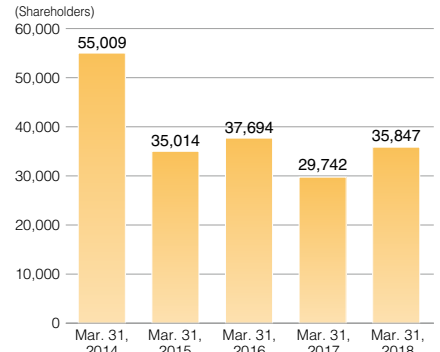
Business Performance of Each Segment



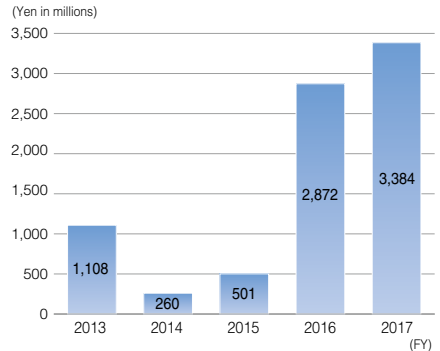
Number of Employees and Breakdown of Employees by Region



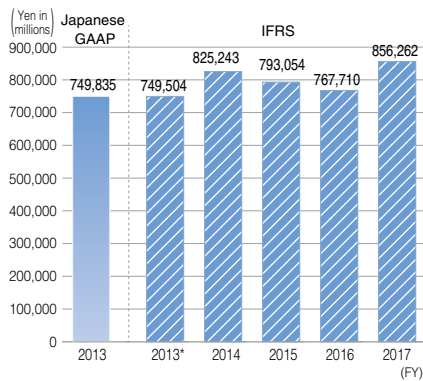
Number of Shareholders (non-consolidated)



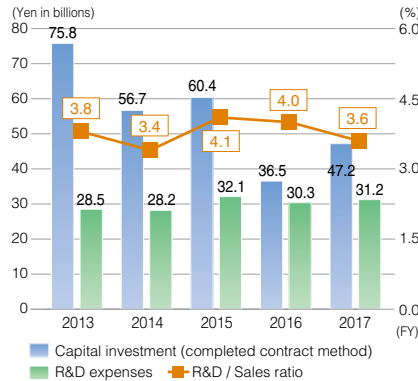
Environmental Equipment Investment (approved)



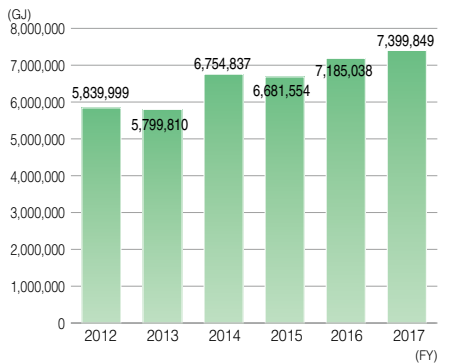
Revenue



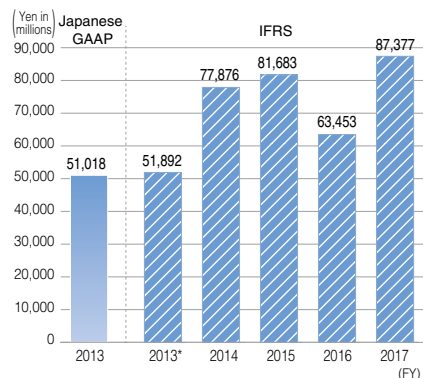
Capital Investment and R&D Expenses



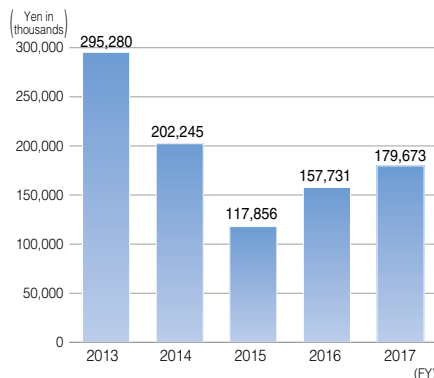
Total Input Energies



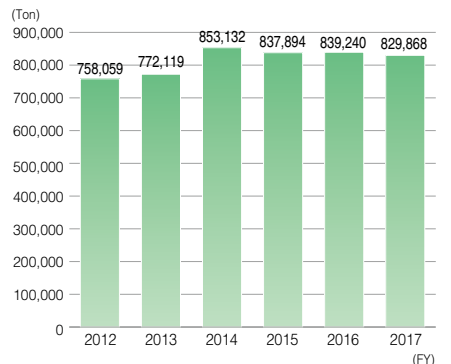
Net Income Attributable to Owners of the Parent Company



Total Amount Donated (non-consolidated)



CO₂ Emissions (Scope 1+2)



*Data for revenue and operating income in fiscal 2013 are presented according to IFRS for reference.