

NITTO EPTSEALER™

NO.6800series

Foam sealing material with closed cell structure offers flexibility and elasticity as well as weather resistance and watertightness.



Closed-cell structure

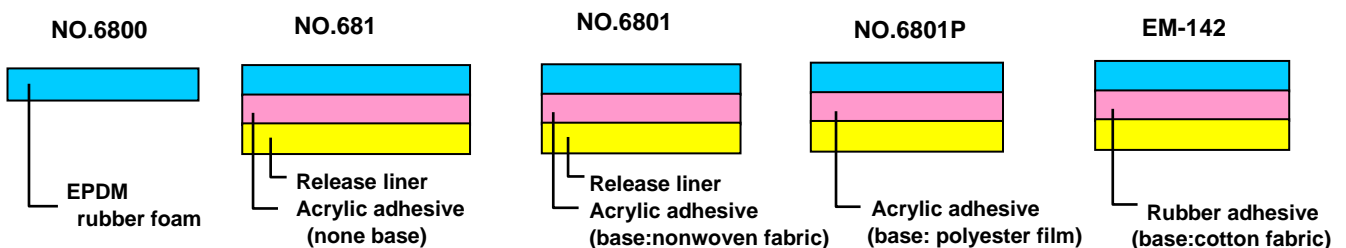
Outline

NITTO EPTSEALER™ NO.6800 Series are high-function foam sealing materials consisting of EPDM rubber foam with a closed cell structure offering the best durability and weather resistance of all general purpose rubber. No.6800 Series includes tape materials coated with butyl adhesive and synthetic resin adhesive. You can select the type that best meets your needs.

Features

- Superior weather resistance and watertightness. Offers better heat resistance than foam water sealers such as urethane and polyethylene.
- EM-142 is coated with butyl rubber adhesive and adheres well to rough surfaces.
- No.681, No.6801 and No.6801P is coated with synthetic resin adhesive and offers superior holding power, heat resistance and weather resistance.
- Closed cell structure offers superior flexibility and elasticity.
- Can be easily installed in clearances with complicated shapes.

Structure



Standard Size

Thickness (mm)	Width (mm)	Length(m)
2~15	1000	2

Doc No. EPT-017-E-8 2023/04/05 1/5

Notes: This data represents examples of measured values, and not guaranteed values. They do not guarantee compatibility with the applications described in these documents. Please confirm compatibility with your application prior to use. We retain all rights, including copyrights, for the contents of these documents. Copying, reprinting and use for purposes other than originally intended are strictly prohibited without our prior expressed permission. Contact details are provided at the end of this document. Please do not hesitate to contact us for any inquiry.

Applications

- For sealing joint part of air-conditioner body.
- For places requiring superior watertightness.
- For attachment part of sunroof.

Properties

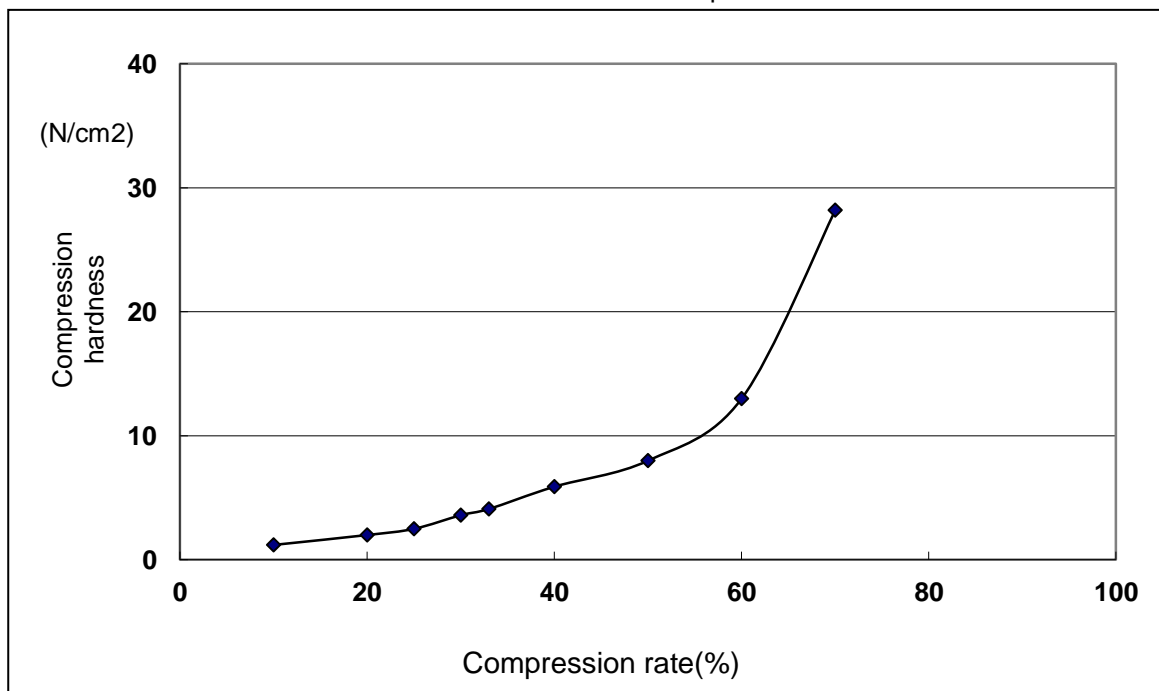
Conform to JIS K 6767

Product No.	Specific gravity	Tensile strength (N/cm ²)	Elongation (%)	Compressive hardness (N/cm ²)	
				25%	50%
NO.6800 Series	0.11	35	240	2.5	8.0

*The above values are sample observed values, not the guaranteed performance.

● Compression Ratio vs. Compression Hardness Relations

$$\text{Compression rate (\%)} = \frac{\text{thickness before compression} - \text{thickness after compression}}{\text{thickness before compression}} \times 100$$



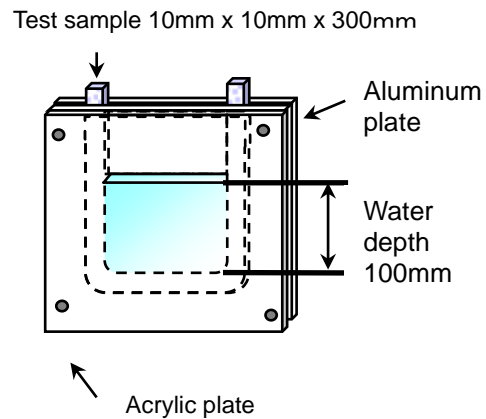
Doc No. EPT-017-E-8 2023/04/05 2/5

Notes: This data represents examples of measured values, and not guaranteed values. They do not guarantee compatibility with the applications described in these documents. Please confirm compatibility with your application prior to use. We retain all rights, including copyrights, for the contents of these documents. Copying, reprinting and use for purposes other than originally intended are strictly prohibited without our prior expressed permission. Contact details are provided at the end of this document. Please do not hesitate to contact us for any inquiry.

● Compression rate vs. Watertightness Relations

Compression(%)	NO.6800
0	×
10	△
25	○
50	○

- : No water leakage after 30min
- △ : Water leakage within 30min
- × : Water leakage within 10min

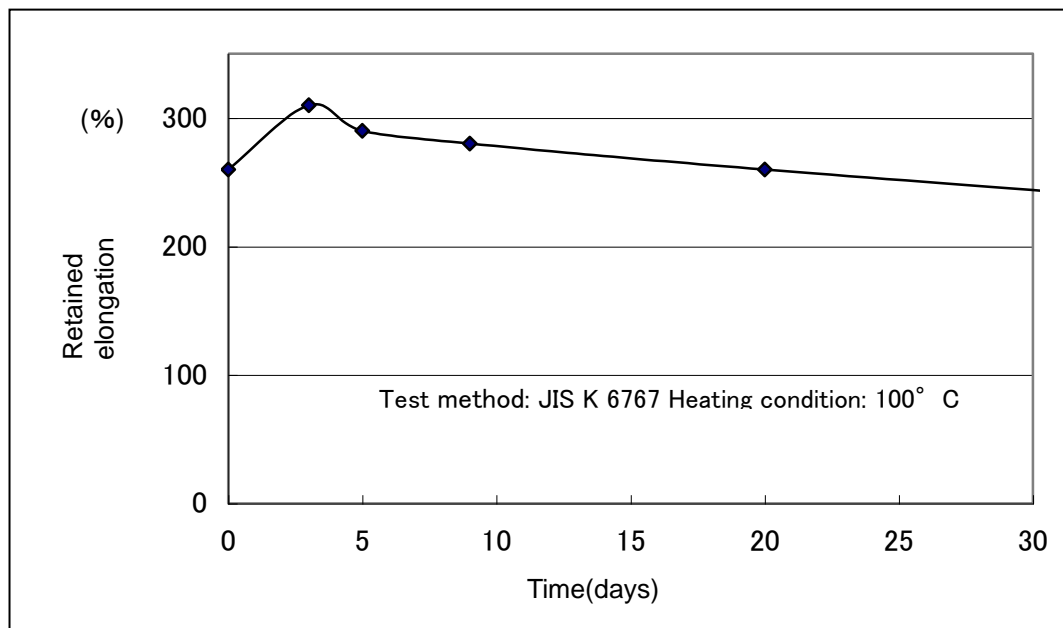


Note

U-shaped 10mm thickness and wide test specimens were punched out and placed between acrylic and aluminum plates for compression to a preset load. Then the text specimens were filled with water to the depth of 100mm, and checked for leakage.

1/4

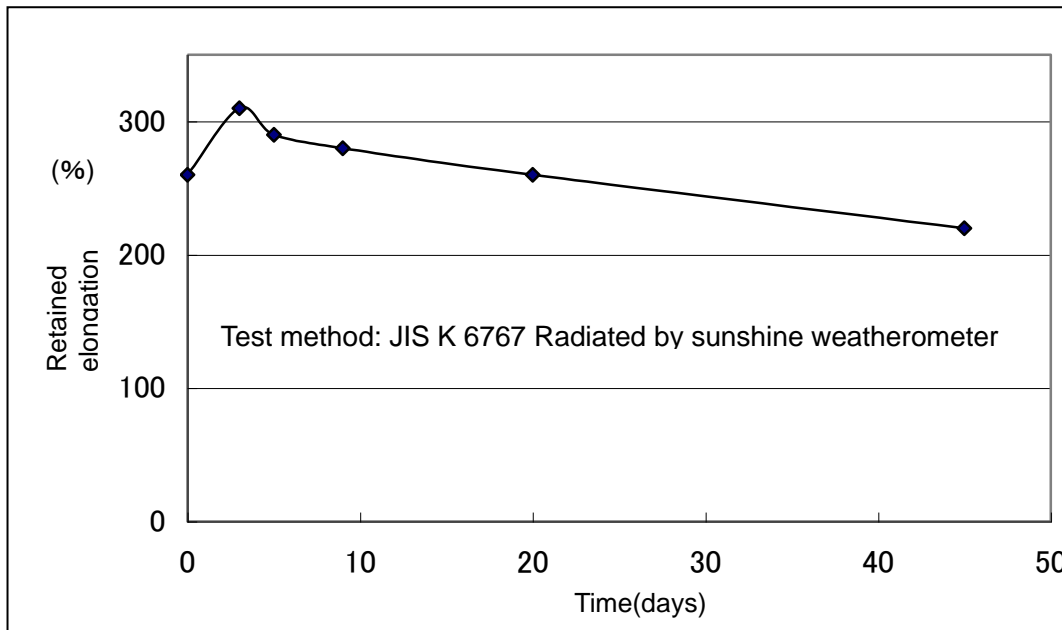
● Heat Resistance



Doc No. EPT-017-E-8 2023/04/05 3/5

Notes: This data represents examples of measured values, and not guaranteed values. They do not guarantee compatibility with the applications described in these documents. Please confirm compatibility with your application prior to use. We retain all rights, including copyrights, for the contents of these documents. Copying, reprinting and use for purposes other than originally intended are strictly prohibited without our prior expressed permission. Contact details are provided at the end of this document. Please do not hesitate to contact us for any inquiry.

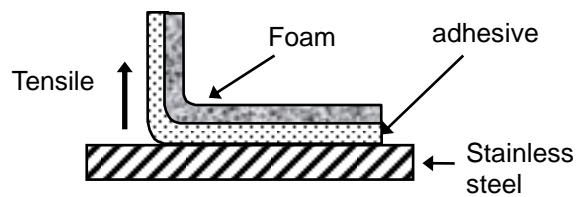
● Weatherability



● Peeling Adhesive

N/15mm

NO681	NO6801	NO6801P	EM-142
5.7	7.2	6.8	12.0



Test method

A 15mm wide piece of foam/tape is applied to stainless steel with a 2kg roller passed back and force once. After allowing it to set for 30minutes, adhesive strength is measured by peeling the foam/tape at a 90° angle.

Pulling rate: 300mm/min. Measurement temperature : Room temperature

Doc No. EPT-017-E-8 2023/04/05 4/5

Notes: This data represents examples of measured values, and not guaranteed values. They do not guarantee compatibility with the applications described in these documents. Please confirm compatibility with your application prior to use. We retain all rights, including copyrights, for the contents of these documents. Copying, reprinting and use for purposes other than originally intended are strictly prohibited without our prior expressed permission. Contact details are provided at the end of this document. Please do not hesitate to contact us for any inquiry.

Precautions

- Wipe oil, moisture, and dust off the surface of adherends thoroughly before application.
- The closed-cell foam has some shrinkage during storage.
- For products with adhesives, shrinkage of the foam may cause differences in the dimensions of the adhesive and foam. In particular, the roll-shaped product may have material warp after converting.
- When processing foam/synthetic resin adhesive into ribbons, make sure to cut and process it in lengthwise. If it is cut in widthwise, the tape may stretch when using.
- When processing foam/ butyl rubber adhesive into ribbons, make sure to cut and process it in lengthwise and widthwise. If it is cut diagonally, the tape may stretch when using.
- The adhesive is pressure-sensitive. Handle it with utmost care.
- Most recommended temperature of products and adherend for application is above 10°C. (If the temperature is less than 10°C (like in winter), their initial adhesive strength will be low.)
- The color of the foam surface may have some difference depending on the material lot, but there is no influence to product characteristics.
- There are cases where hands or objects come into contact with the foam may discolor over time, but there is no influence to product characteristics.
- Place the sheet products horizontally for storage to avoid deformation.
- Keep the products away from high temperatures and humidity, and store them in a dark cool place avoiding direct sunlight.
- In case of with adhesive products, paper release liner dimension will be changed by drying or moisture absorption, so please keep the products in stable humidity level condition.
- Do not store the foam in contact with each other for a long period of time due to blocking each other.
- Storage under load may cause collapse, so do not store objects on top of products.
- The numbers in this data sheet are typical measurements in our laboratory, and not guaranteed values.
- Make sure the product is suitable for the application (objective and conditions) before attempting to use. The tape may come off depending on the substrate to which it is applied or conditions under which it is applied.