

Flame-retardant NITTO EPTSEALER

EC-200 Series

Foam sealing material with superior resistance to weather, cold, heat and chemicals.



Semi-closed cell structure

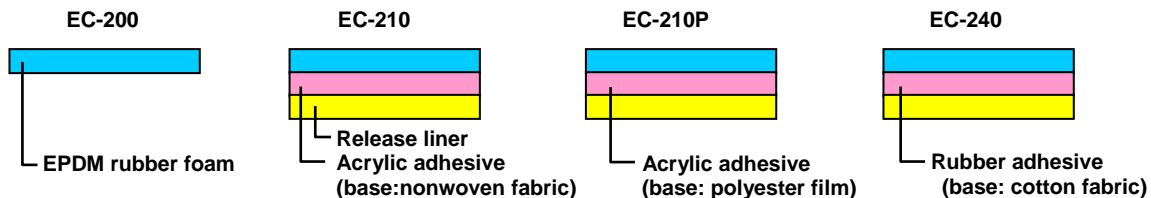
Outline

NITTO EPTSEALER EC-200 Series products are foam sealing material consisting of EPDM rubber foam with semi-closed cell structure. Various types with adhesive layers are available, all of which take advantage of their flexible foam properties. The products can be used for waterproofing, air sealing, soundproofing, or thermal insulation according to the compression ratio. UL-94HBF Flame Retardancy Standard certified.

Features

- With its superior flame retardancy, EC-200 foam has obtained UL-94 HBF flame retardant certification.
- Minimal stress facilitates compression; fits snugly to uneven surfaces thereby enabling airtight sealing and soundproofing.
- Superior heat, weather, and ozone resistance enabling the foam to withstand long-term use with minimal blooming and almost no contamination of the substrate to which it is applied.

Structure



Standard Size

Thickness (mm)	Width (mm)	Length(m)
5~20 (EC-210 210P 240 3~25)	1000	2

Doc No. EPT-029-E-4 2020/06/19 1/4

Notes: This data represents examples of measured values, and not guaranteed values. They do not guarantee compatibility with the applications described in these documents. Please confirm compatibility with your application prior to use. We retain all rights, including copyrights, for the contents of these documents. Copying, reprinting and use for purposes other than originally intended are strictly prohibited without our prior expressed permission. Contact details are provided at the end of this document. Please do not hesitate to contact us for any inquiry.

Applications

- Waterproofing, air sealing, soundproofing, and thermal insulation for electric/electronic equipment.

Properties

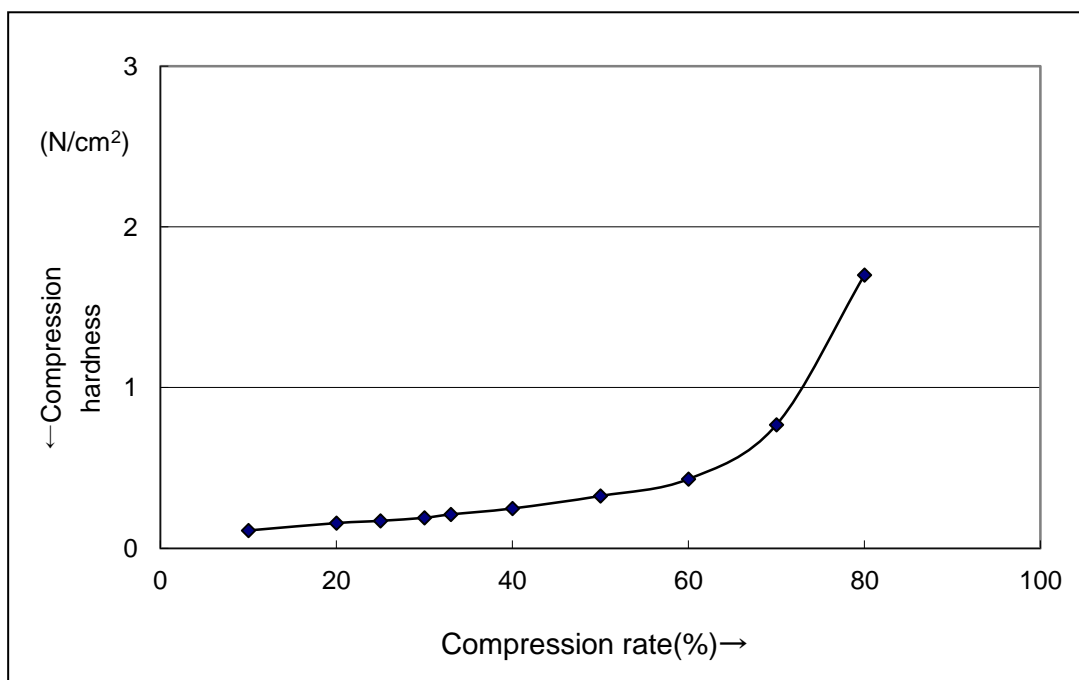
Conform to JIS K 6767

Product No.	Specific gravity (g/cm ³)	Tensile strength (N/cm ²)	Elongation (%)	Compressive hardness (N/cm ²)	
				25%	50%
EC-200 Series	0.085	6.0	280	0.18	0.33

*The above values are sample observed values, not the guaranteed performance.

● Compression Ratio vs. Compression Hardness Relations

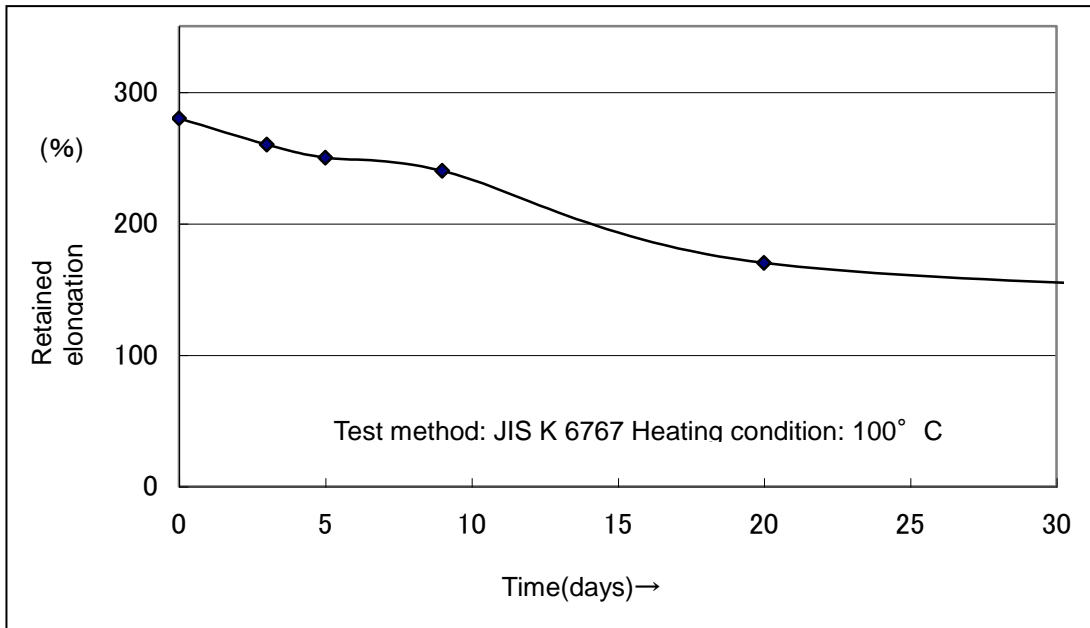
$$\text{Compression rate (\%)} = \frac{\text{thickness before compression} - \text{thickness after compression}}{\text{thickness before compression}} \times 100$$



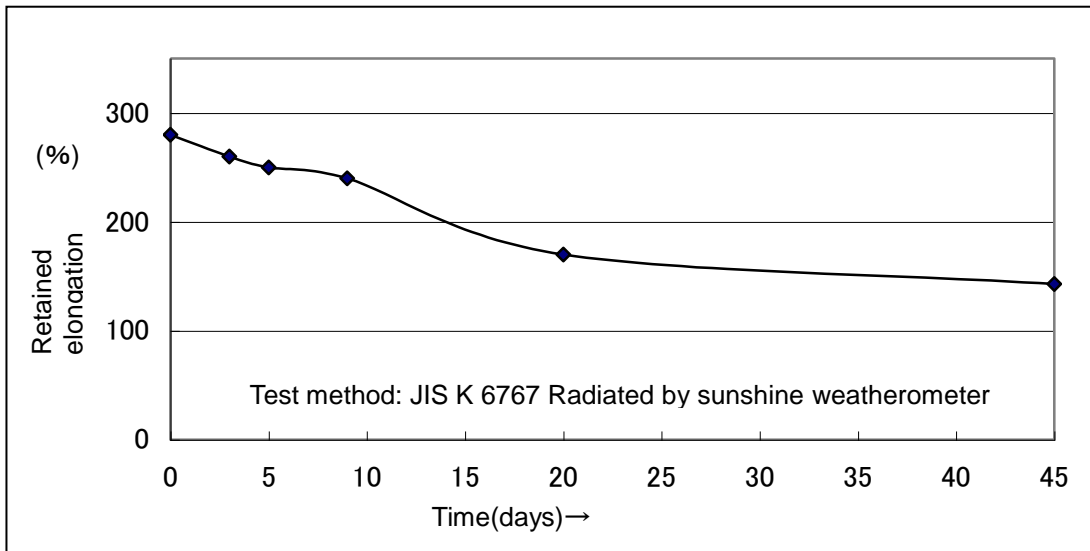
Doc No. EPT-029-E-4 2020/06/19 2/4

Notes: This data represents examples of measured values, and not guaranteed values. They do not guarantee compatibility with the applications described in these documents. Please confirm compatibility with your application prior to use. We retain all rights, including copyrights, for the contents of these documents. Copying, reprinting and use for purposes other than originally intended are strictly prohibited without our prior expressed permission. Contact details are provided at the end of this document. Please do not hesitate to contact us for any inquiry.

● Heat Resistance

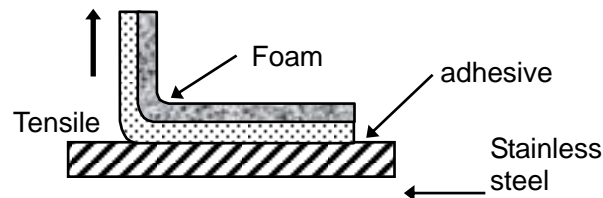


● Weatherability



Peeling Adhesive

N/15mm		
EC-210	EC-210P	EC-240
6.9	7.5	13.9



Test method

A 15mm wide piece of foam/tape is applied to stainless steel with a 2kg roller passed back and force once. After allowing it to set for 30minutes, adhesive strength is measured by peeling the foam/tape at a 90° angle.

Pulling rate: 300mm/min. Measurement temperature : Room temperature

Precautions

- Wipe oil, moisture, and dust off the surface of adherends thoroughly before application.
- When processing foam/synthetic resin adhesive into ribbons, make sure to cut and process it in lengthwise. If it is cut in widthwise, the tape may stretch when using.
- When processing foam/ butyl rubber adhesive into ribbons, make sure to cut and process it in lengthwise and widthwise. If it is cut diagonally, the tape may stretch when using.
- The adhesive is pressure-sensitive. Handle it with utmost care.
- Most recommended temperature for adhesion is above 10° C. (If the temperature is below 10° C (like in winter), their initial adhesive strength will be low.)
- Place the original roll of these products horizontally for storage to avoid deformation.
- Keep the products away from high temperatures and humidity, and store them in a dark cool place avoiding direct sunlight.
- The numbers in this data sheet are typical measurements in our laboratory, and not guaranteed values.
- Make sure the product is suitable for the application (objective and conditions) before attempting to use. The tape may come off depending on the substrate to which it is applied or conditions under which it is applied.

Doc No. EPT-029-E-4 2020/06/19 4/4

Notes: This data represents examples of measured values, and not guaranteed values. They do not guarantee compatibility with the applications described in these documents. Please confirm compatibility with your application prior to use. We retain all rights, including copyrights, for the contents of these documents. Copying, reprinting and use for purposes other than originally intended are strictly prohibited without our prior expressed permission. Contact details are provided at the end of this document. Please do not hesitate to contact us for any inquiry.