

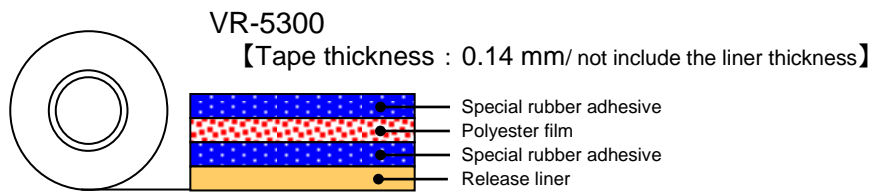
Double-coated adhesive tape

VR-5300

Outline

Nitto Denko VR-5300 is a double-coated adhesive tape consisting of the special rubber adhesive. This tape offers excellent adhesive strength for a wide variety of substrates, and superior resistance to repulsion force for metals and plastic parts. This tape can be applicable to various rubbers and foams, too.

Structure



Feature

- Offers excellent adhesion for various substrates by using the special rubber adhesive.
- Offers superior repulsion property.
- Ten restricted substances by RoHS are not contained.

Application

- Bonding of metals plates, plastic plates, rubbers and foams.
- Bonding of parts in:
Printers, Copiers, Televisions, Other office equipment and Home appliances.

Sizes

Tape thickness(mm)	Width(mm)	Length(M)
0.14	5~1,200	50

For more information, please contact us.

VR-5300 10-P-0267_E (1/5)

Notes: This data represents examples of measured values, and not guaranteed values. They do not guarantee compatibility with the applications described in these documents. Please confirm compatibility with your application prior to use. We retain all rights, including copyrights, for the contents of these documents. Copying, reprinting and use for purposes other than originally intended are strictly prohibited without our prior expressed permission. Contact details are provided at the end of this document. Please do not hesitate to contact us for any inquiry.

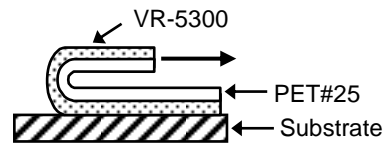
Properties

● 180 degree peeling adhesion for each substrate

Substrate	VR-5300
Stainless steel plate	30
Aluminum plate	25
ABS plate	33
PCABS plate	32
Polystyrene plate	33
HIPS plate	35
Polycarbonate plate	33
Polypropylene plate	25
Polyacetal plate	30
Polyethylene plate	14
Polyurethane foam	9
EPT rubber	12
CR rubber	14

(Unit : N/20mm)

Tape area : 20mm width
 Lining material : PET#25
 Pressing condition : 1 pass back and forth with a 2-kg roller at 23 degree C, 50% RH
 Applying condition : 23 degree C/50%RH x 30min
 Peeling speed : 300mm/min
 Peeling angle : 180 degree
 Measurement temp : 23 degree C, 50%RH



● 180 degree peeling strength for each temperature

Temperature	VR-5300
0 degree C	27
23 degree C	30
40 degree C	29
60 degree C	24

(Unit : N/20mm)

Substrate : Stainless steel plate
 Tape area : 20mm width
 Lining material : PET#25
 Pressing condition : 1 pass back and forth with a 2-kg roller at 23 degree C, 50%RH
 Applying condition : Each temperature for 30min
 Peeling speed : 300mm/min
 Peel angle : 180 degree
 Measurement temp : 0,23,40,60 degree C

Notes: This data represents examples of measured values, and not guaranteed values. They do not guarantee compatibility with the applications described in these documents. Please confirm compatibility with your application prior to use. We retain all rights, including copyrights, for the contents of these documents. Copying, reprinting and use for purposes other than originally intended are strictly prohibited without our prior expressed permission. Contact details are provided at the end of this document. Please do not hesitate to contact us for any inquiry.

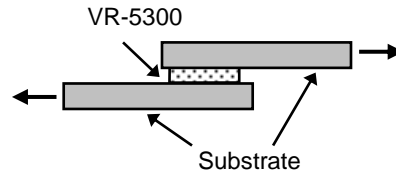
VR-5300 10-P-0267_E (2/5)

● Shearing adhesive strength for each substrate

Substrate	VR-5300
Stainless steel plate	925
Aluminum plate	860
PCABS plate	340
HIPS plate	330
Polycarbonate plate	365

(Unit : N/20mm×20mm)

Tape area : 20mm×20mm
 Pressing condition : 1 pass back and forth with 5-kg at 23 degree C/50%RH
 Applying condition : 23 degree C/50%RH×30min
 Peeling speed : 50mm/min
 Measurement temp : 23 degree C/50%RH

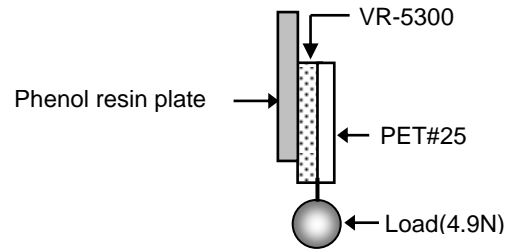


● Holding power

Temperature	VR-5300
23 degree C	0.1
40 degree C	0.2
60 degree C	0.2

(Unit : mm/hr)

Substrate : Phenol resin plate
 Lining material : PET#25
 Pressing condition : 1 pass back and forth with 2-kg at 23 degree C/50%RH
 Applying condition : 23 degree C/50%RH×30min
 Tape area : 20mm×10mm
 Load : 4.9N(500gf)
 Load time : 1hr

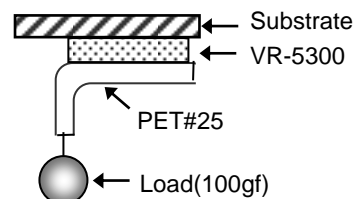


● Static load peeling

Substrate	VR-5300
Stainless steel plate	1.8
ABS plate	1.5
Polystyrene plate	1.7
Polypropylene plate	1.4

(Unit : mm)

Tape area : 10mm×50mm
 Backing material : PET#25
 Pressing condition : 1 pass back and forth with a 2-kg roller at 23 degree C/50%RH
 Applying condition : 23 degree C/50%RH×30min
 Load : 0.98N(100gf)
 Application temp : 23 degree C/50%RH
 Load time : 24hrs



VR-5300 10-P-0267_E (3/5)

Notes: This data represents examples of measured values, and not guaranteed values. They do not guarantee compatibility with the applications described in these documents. Please confirm compatibility with your application prior to use. We retain all rights, including copyrights, for the contents of these documents. Copying, reprinting and use for purposes other than originally intended are strictly prohibited without our prior expressed permission. Contact details are provided at the end of this document. Please do not hesitate to contact us for any inquiry.

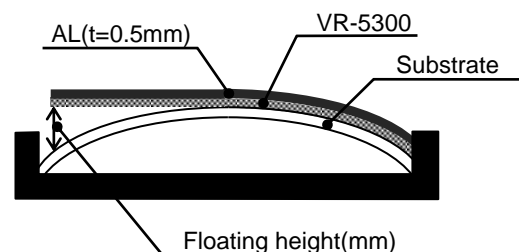

● Resistance to repulsion for plastic plate

Substrate	VR-5300
ABS plate	< 1
Polypropylene plate	< 1
Polystyrene plate	< 1

(Unit : mm)

Tape area : 20mm×180mm
 Substrate size : 30mm×200mm
 Lining material : AL (t=0.5mm)
 Pressing condition : 23 degree C/50%RH
 Applying condition : 23 degree C/50%RH for 24 hrs
 Repulsion condition :

Laminate a substrate and AL plate with tape by laminating machine. Fit the left sample into wooden mold then leave it at 70 degree C x 72 hrs and measure the floating height.



● 180 degree peeling adhesion -Aging(durability) at each condition after applying

Condition	VR-5300	
Initial(23 degree C/50%RHx30min)	30	
-30 degree Cx30 days	33	
80 degree C	1 day	40
	7 days	45
	14 days	45
	30 days	40
40 degree C/92%RH	14 days	44
	30 days	43
60 degree C/95%RHx30 days	30	
Heat shock[100cycle] ^{*1}	41	
Heat cycle[40cycle] ^{*2}	33	

(Unit : N/20mm)

Substrate : Stainless plate
 Lining material : PET#25
 Pressing condition : 1 pass back and forth with 2-kg roller at 23 degree C/50%RH
 Applying condition : Refer to the left table
 Peeling speed : 300mm/min
 Peeling angle : 180 degree
 Measurement temperature : 23 degree C/50%RH

*1 : Heat shock condition
 [-40 degree C x 30min ⇄ 90 degree C x 30min] 100cycle

*2 : Heat cycle condition
 [-20 degree C x 6hr ⇒ (1hr) ⇒ 60 degree C/95%RH x 6hr ⇒ (1hr) ⇒]

Notes: This data represents examples of measured values, and not guaranteed values. They do not guarantee compatibility with the applications described in these documents. Please confirm compatibility with your application prior to use. We retain all rights, including copyrights, for the contents of these documents. Copying, reprinting and use for purposes other than originally intended are strictly prohibited without our prior expressed permission. Contact details are provided at the end of this document. Please do not hesitate to contact us for any inquiry.

VR-5300 10-P-0267_E (4/5)


Precautions when using

- Remove all oil, moisture and dirt from the surface of the substrate before applying.
- Since the tape is pressure-sensitive adhesive, be sure to apply enough pressure with a roller or press when applying. Otherwise it might be affected to its properties and appearance.
- The tape may not adhere well to extremely uneven or distorted surfaces. Enough Leveling off the surface should be required before applying.
- It takes certain time to get full adhesive strength after applying, keep away the tape from any stress for a several hours after applying.
- Depending on a rubber material, there may be a risk of affecting adhesive property over time due to migration of component from rubber material. Please conduct a thorough evaluation in advance, on initial adhesive strength and its change over time.
- This product uses a rubber adhesive, which is easily affected by heat and oxygen compared to acrylic adhesive. Please conduct a thorough evaluation in advance on initial adhesive properties and its change over time, to determine application area and usage.

Precautions when storing

- Please be sure to keep the tape in its box when not using.
- Please keep in a cool and dark place away from direct sunlight.

Safety precautions

 WARNING
<ul style="list-style-type: none">● Make sure the product is suitable for the application (objective and conditions) before attempting to use. The tape may come off depending on the substrate to which it is applied or conditions under which it is applied.● Use in combination with another method of joining if there is possibility of an accident.

Published in June 2020

Notes: This data represents examples of measured values, and not guaranteed values. They do not guarantee compatibility with the applications described in these documents. Please confirm compatibility with your application prior to use. We retain all rights, including copyrights, for the contents of these documents. Copying, reprinting and use for purposes other than originally intended are strictly prohibited without our prior expressed permission. Contact details are provided at the end of this document. Please do not hesitate to contact us for any inquiry.