

Highlights

FY2015 Highlights

Revenue	793,054 million yen
Operating Income	102,397 million yen
Income before Income Taxes	101,996 million yen
Net Income	81,989 million yen
R&D Expenses	32,120 million yen
Capital Investment	60,420 million yen
Depreciation Cost	48,537 million yen

Total Assets	825,905 million yen
Equity Attributable to Owners of the Parent Company	614,425 million yen
ROE	13.3%

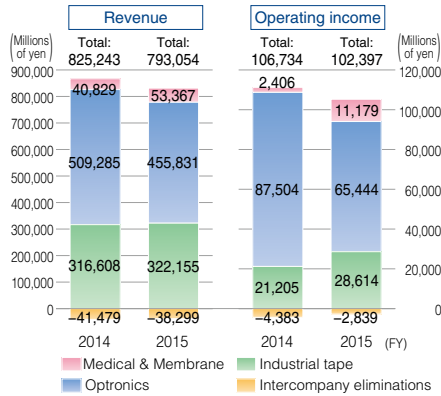
Amount per Share

Basic Earnings per Share	495.2 yen
Dividends per Share	140 yen

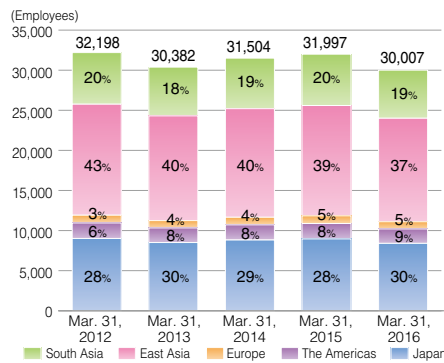
Regional Breakdown of Revenue

Japan	180,987 million yen
The Americas	75,344 million yen
Europe	42,750 million yen
Asia & Oceania	493,972 million yen

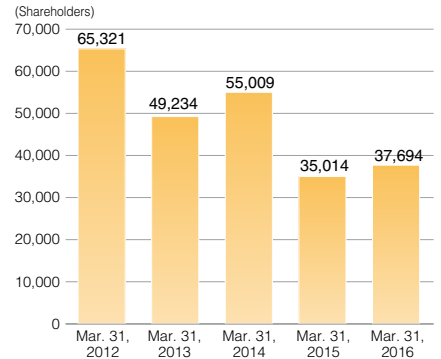
Business Performance of Each Segment



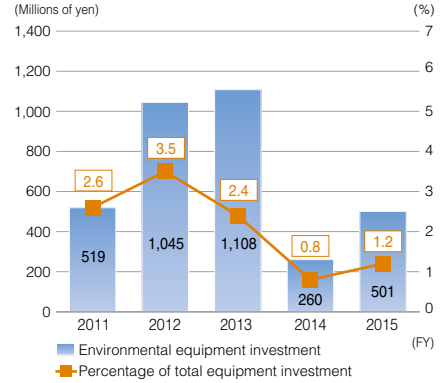
Number of Employees and Breakdown of Employees by Region



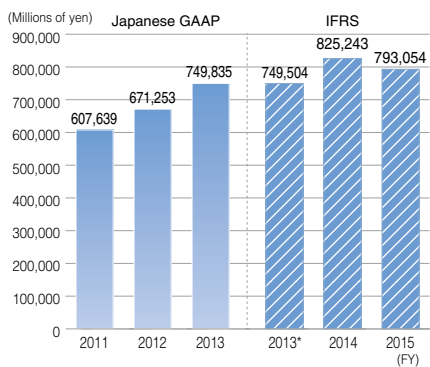
Number of Shareholders (non-consolidated)



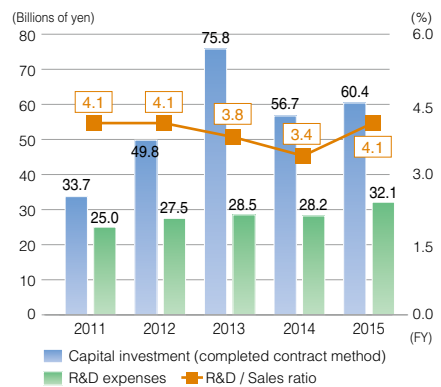
Environmental Equipment Investment (non-consolidated)



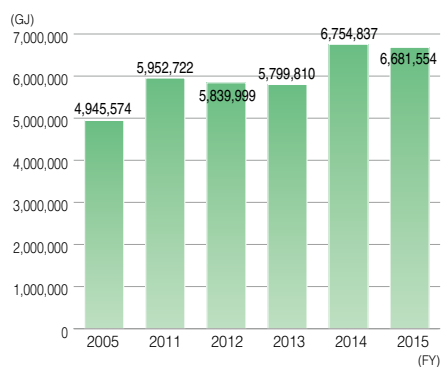
Revenue



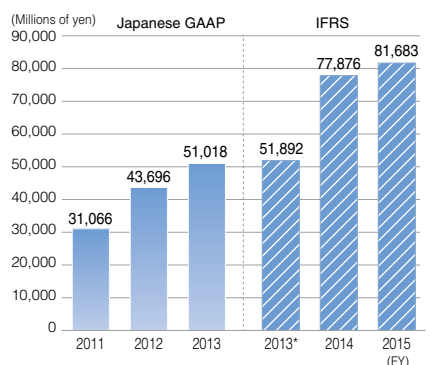
Capital Investment and R&D Expenses



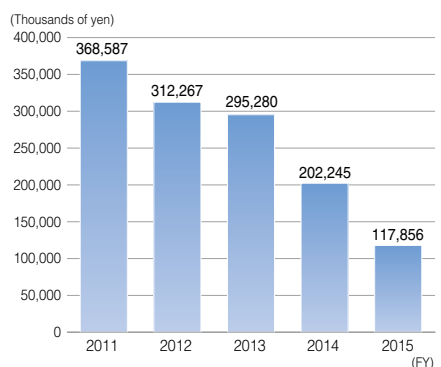
Total Input Energies



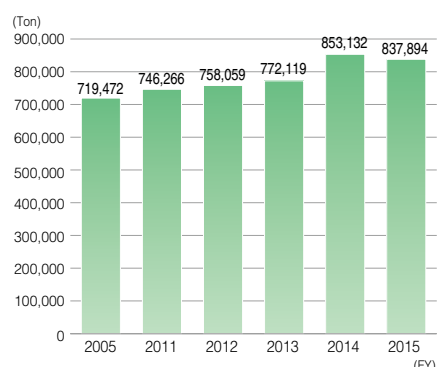
Net Income Attributable to Owners of the Parent Company



Total Amount Donated (non-consolidated)



CO₂ Emissions (Scopes 1+2)



*Data for revenue and operating income in fiscal 2013 are presented according to IFRS for reference.