

Double-coated adhesive tape

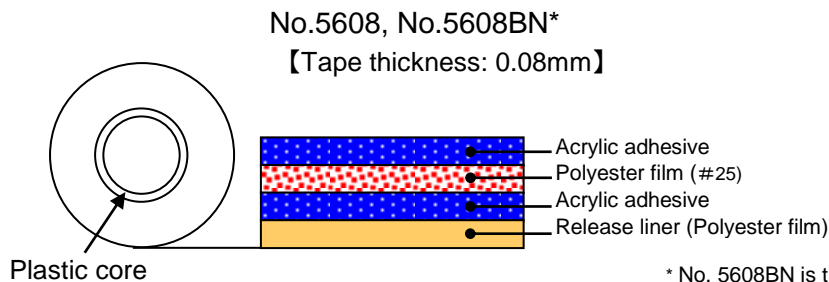
No.5608, No.5608BN

Outline

Nitto Denko No. 5608 and No. 5608BN are 0.08 mm-thick double-coated adhesive tapes consisting of a polyester film base coated with acrylic adhesive.

Using a polyester film release liner and plastic core, the double-coated adhesive tapes are ideal for bonding applications such as peripheral parts of LCD backlight modules.

Structure



* No. 5608BN is the black version of No. 5608.
Uses black polyester film.

Features

- Offers strong bonding for reflective sheets and housing used for LCD backlight modules.
- Uses polyester release liner and plastic core. Tape structure minimizes dust emission.
- Adheres well to plastics.
- Halogen-free type. (We do not use chloride compounds on purpose for this product.)
- The ten hazardous materials restricted by the RoHS directive are not compounded.

Applications

- Fixing of reflective sheets used for LCD backlight modules such as cellular phones and digital cameras.
- Fixing of parts for compact home appliances
- Fixing of parts for FPC

Standards Size

Tape thickness (mm)	Width (mm)	Length (m)
0.08	16~500	100

For more information, please contact us.

No.5608 No.5608BN 10-P-0173_E (1/6)

Notes: This data represents examples of measured values, and not guaranteed values. They do not guarantee compatibility with the applications described in these documents. Please confirm compatibility with your application prior to use. We retain all rights, including copyrights, for the contents of these documents. Copying, reprinting and use for purposes other than originally intended are strictly prohibited without our prior expressed permission. Contact details are provided at the end of this document. Please do not hesitate to contact us for any inquiry.

Properties

● 180° peeling strength by substrate

Substrate	No.5608, No.5608BN
ABS plate	13.8
Polystyrene plate	15.0
Acrylic plate	16.2
Polycarbonate plate	15.3
Polyester film	15.0
Stainless steel plate	15.1
Aluminum plate	13.9
Glass plate	14.0
Polyimide	14.2

(Unit: N/20mm)

Backing: PET#25

Peeling speed: 300mm/min

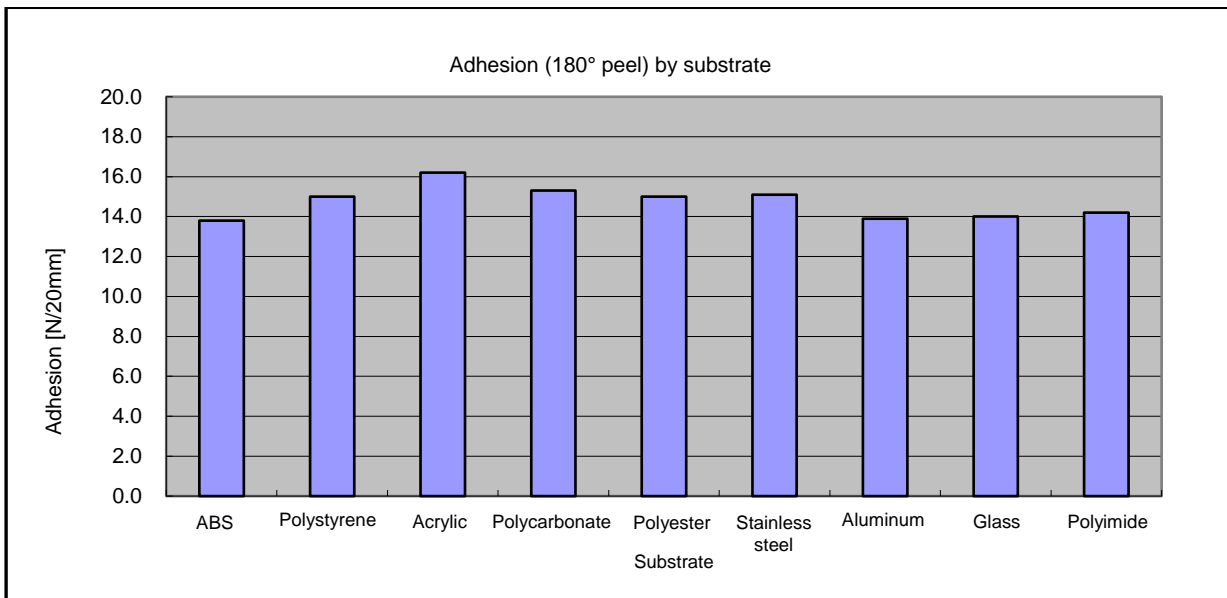
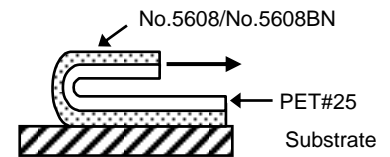
Peeling angle: 180°

Measurement condition: 23°C, 50%RH

Application condition:

* 1 pass back and forth with 2-kg roller

<Test method>



No.5608 No.5608BN 10-P-0173_E (2/6)

Notes: This data represents examples of measured values, and not guaranteed values. They do not guarantee compatibility with the applications described in these documents. Please confirm compatibility with your application prior to use. We retain all rights, including copyrights, for the contents of these documents. Copying, reprinting and use for purposes other than originally intended are strictly prohibited without our prior expressed permission. Contact details are provided at the end of this document. Please do not hesitate to contact us for any inquiry.

Properties

● 180° peeling strength by temperature

Temperature	No.5608, No.5608BN
0°C	16.8
10°C	15.7
23°C	15.1
40°C	12.9
60°C	9.2
80°C	7.0

(Unit: N/20mm)

Backing: PET#25

Peeling speed: 300mm/min

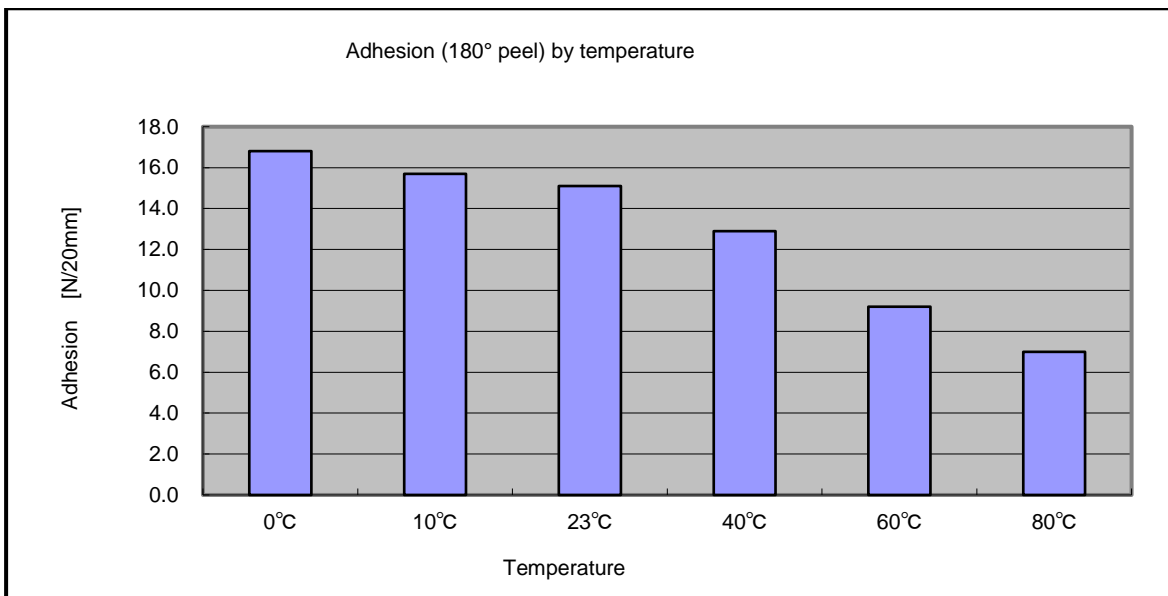
Peeling angle: 180°

Measurement condition: 0°C, 10°C, 23°C, 40°C, 60°C, 80°C

Application under various temperatures

→ Measurement under various temperatures

Substrate: Stainless steel plate



● 180° peeling strength at low temperatures (applied at 23°C and measured at 0°C and -10°C)

Substrate	Temperature	No.5608, No.5608BN
Stainless steel plate	0°C	16.8
	-10°C	17.0
Polyester film	0°C	14.5
	-10°C	12.0

(Unit: N/20mm)

Backing: PET#25

Peeling speed: 300mm/min

Peeling angle: 180°

Measurement condition: 0°C, -10°C

*Applied at 23°C, 50% RH

→ measured at 0°C and -10°C

Substrate: Stainless steel plate

Polyester film

No.5608 No.5608BN 10-P-0173_E (3/6)

Notes: This data represents examples of measured values, and not guaranteed values. They do not guarantee compatibility with the applications described in these documents. Please confirm compatibility with your application prior to use. We retain all rights, including copyrights, for the contents of these documents. Copying, reprinting and use for purposes other than originally intended are strictly prohibited without our prior expressed permission. Contact details are provided at the end of this document. Please do not hesitate to contact us for any inquiry.

Properties

● Holding power

Temperature	No.5608, No.5608BN
40°C	0.3
80°C	0.5

(Unit: mm/hr)

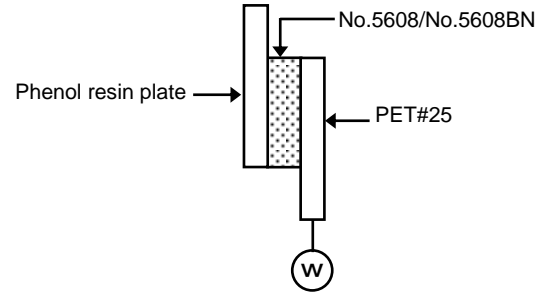
Measurement temperature: 40, 80°C

Application area: 10mm x 20mm

Load: 4.9N (500g)

Substrate: Phenol resin plate

<Test method>



● Shear strength

Temperature	No.5608, No.5608BN
23°C	620

(Unit: N/20mmx20mm)

Substrate: Acrylic plate/acrylic plate

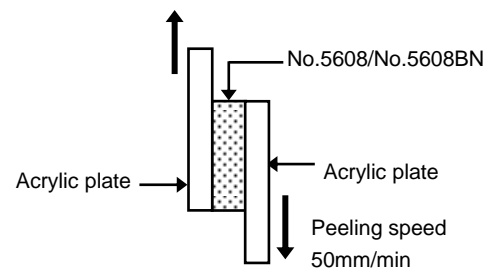
Tape area: 20mm x 20mm

Peeling speed: 50mm/min

Measurement condition: 23°C, 50%RH

Measurement method: A specimen is prepared and shear strength is measured after allowing it to set 30 minutes.

<Test method>



● 180° peeling strength by pressure

Pressure	No.5608, No.5608BN
0.1 kg	13.6
0.5 kg	14.0
2 kg	15.1
5 kg	15.8

(Unit: N/20mm)

Backing: PET#25

Peeling speed: 300mm/min

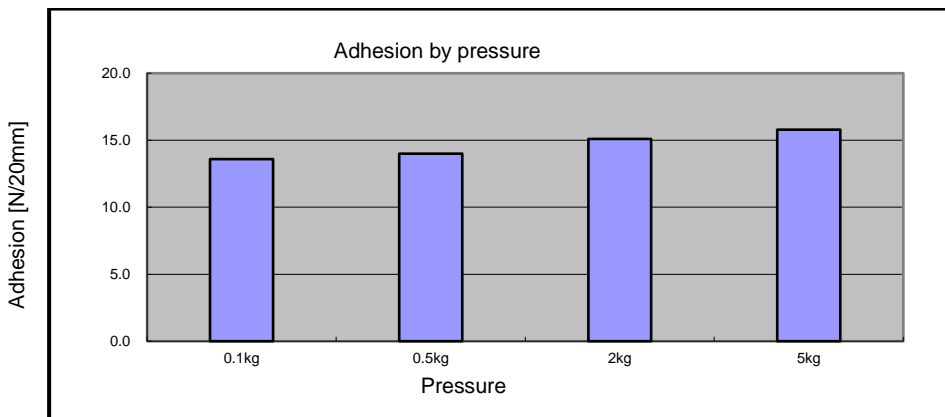
Peeling angle: 180°

Measurement condition: 23°C, 50%RH

Application conditions

* 0.1kg, 0.5kg, 2kg, 5kg

1 pass back and forth with 2-kg roller



No.5608 No.5608BN 10-P-0173_E (4/6)

Notes: This data represents examples of measured values, and not guaranteed values. They do not guarantee compatibility with the applications described in these documents. Please confirm compatibility with your application prior to use. We retain all rights, including copyrights, for the contents of these documents. Copying, reprinting and use for purposes other than originally intended are strictly prohibited without our prior expressed permission. Contact details are provided at the end of this document. Please do not hesitate to contact us for any inquiry.

Properties

● Adhesion (180° peel) after application (increase)

Temperature	Time	No.5608, No.5608BN
23°C	0.5 hrs	15.1
	4 hrs	16.8
	12 hrs	16.5
	24 hrs	16.8
	48 hrs	17.0
	72 hrs	17.0

(Unit: N/20mm)

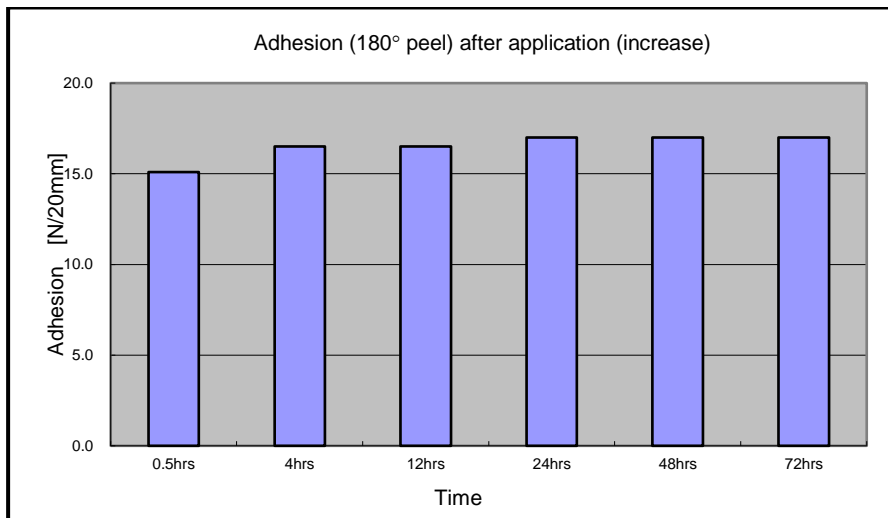
Backing: PET#25

Peeling speed: 300mm/min

Peeling angle: 180°

Measurement condition: 23°C, 50%RH

Substrate: Stainless steel plate



● 180° peeling strength (change after application)

Temperature	Time	No.5608, No.5608BN
23°C	1 day	16.8
	14 days	17.9
	30 days	18.0
40°C, 92%RH	1 day	18.0
	14 days	18.2
	30 days	18.4
50°C	1 day	18.4
	14 days	19.3
	30 days	19.8
70°C	1 day	19.0
	14 days	21.5
	30 days	22.0

(Unit: N/20mm)

Backing: PET#25

Peeling speed: 300mm/min

Peeling angle: 180°

Measurement condition: 23°C, 50%RH

Substrate: Stainless steel plate

No.5608 No.5608BN 10-P-0173_E (5/6)

Notes: This data represents examples of measured values, and not guaranteed values. They do not guarantee compatibility with the applications described in these documents. Please confirm compatibility with your application prior to use. We retain all rights, including copyrights, for the contents of these documents. Copying, reprinting and use for purposes other than originally intended are strictly prohibited without our prior expressed permission. Contact details are provided at the end of this document. Please do not hesitate to contact us for any inquiry.


Precautions when using

- Remove all oil, moisture and dirt from the surface of the substrate before applying.
- The tape employs pressure-sensitive adhesive. Be sure to apply pressure with a roller or press when applying. Failure to do so could affect properties or appearance.
- The tape may not adhere well to significantly uneven or distorted surfaces. Level off the surface as much as possible before applying.
- Because it is very thin, you should avoid applying large loads for at least several hours following application.

Precautions when storing

- Be sure to keep the tape in its box when not using.
- Keep in a cool dark place not exposed to direct sunlight.

Safety precautions

 WARNING
<ul style="list-style-type: none">● Make sure the product is suitable for the application (objective and conditions) before attempting to use. The tape may come off depending on the substrate to which it is applied or conditions under which it is applied.● Use in combination with another method of joining if there is possibility of an accident.

Published in March 2019

No.5608 No.5608BN 10-P-0173_E (6/6)

Notes: This data represents examples of measured values, and not guaranteed values. They do not guarantee compatibility with the applications described in these documents. Please confirm compatibility with your application prior to use. We retain all rights, including copyrights, for the contents of these documents. Copying, reprinting and use for purposes other than originally intended are strictly prohibited without our prior expressed permission. Contact details are provided at the end of this document. Please do not hesitate to contact us for any inquiry.