

Double-coated adhesive tape

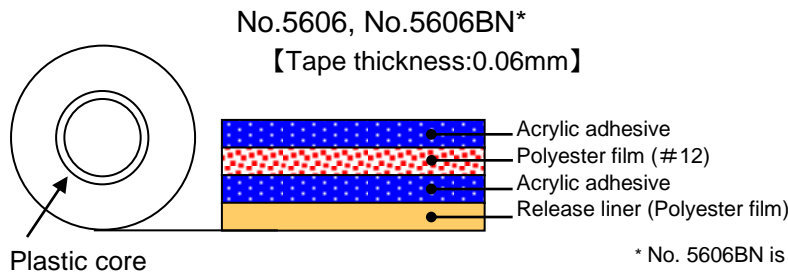
No.5606, No.5606BN

Outline

Nitto Denko No. 5606 and No. 5606BN are 0.06 mm-thick double-coated adhesive tapes consisting of a polyester film base coated with acrylic adhesive.

Employing a polyester film release liner and plastic core, the double-coated adhesive tapes are ideal for bonding applications such as peripheral parts of LCD backlight modules.

Structure



* No. 5606BN is the black version of No. 5606.

Uses black polyester film.

Features

- Offers strong bonding for housing, reflective sheets and FPCs used for LCD backlight modules.
- Uses polyester release liner and plastic core. Tape structure minimizes dust emission.
- Adheres well to plastics.
- Halogen-free* type. (*Chloride compounds are not used for this product.)
- The ten hazardous materials restricted by the RoHS directive are not compounded.

Applications

- Fixing of reflective sheets used for LCD backlight modules for digital cameras and cellular telephones
- Fixing of parts for compact home appliances
- Fixing FPC to housing
- Halogen-free type. (We do not use chloride compounds on purpose for this product.)

Standards Size

Tape thickness (mm)	Widths (mm)	Length (m)
0.06	16~500	100

For more information, please contact us.

No.5606, No.5606BN 10-P-0172_E (1/6)

Notes: This data represents examples of measured values, and not guaranteed values. They do not guarantee compatibility with the applications described in these documents. Please confirm compatibility with your application prior to use. We retain all rights, including copyrights, for the contents of these documents. Copying, reprinting and use for purposes other than originally intended are strictly prohibited without our prior expressed permission. Contact details are provided at the end of this document. Please do not hesitate to contact us for any inquiry.

Properties

● 180° peeling adhesion by substrate

Substrate	No.5606, No.5606BN
ABS plate	12.4
Polystyrene plate	13.6
Acrylic plate	14.0
Polycarbonate plate	13.5
Polyester film	13.3
Stainless steel plate	13.1
Aluminum plate	12.1
Glass plate	12.9
Polyimide film	13.5

(Unit: N/20mm)

Backing: PET#25

Peeling speed: 300mm/min

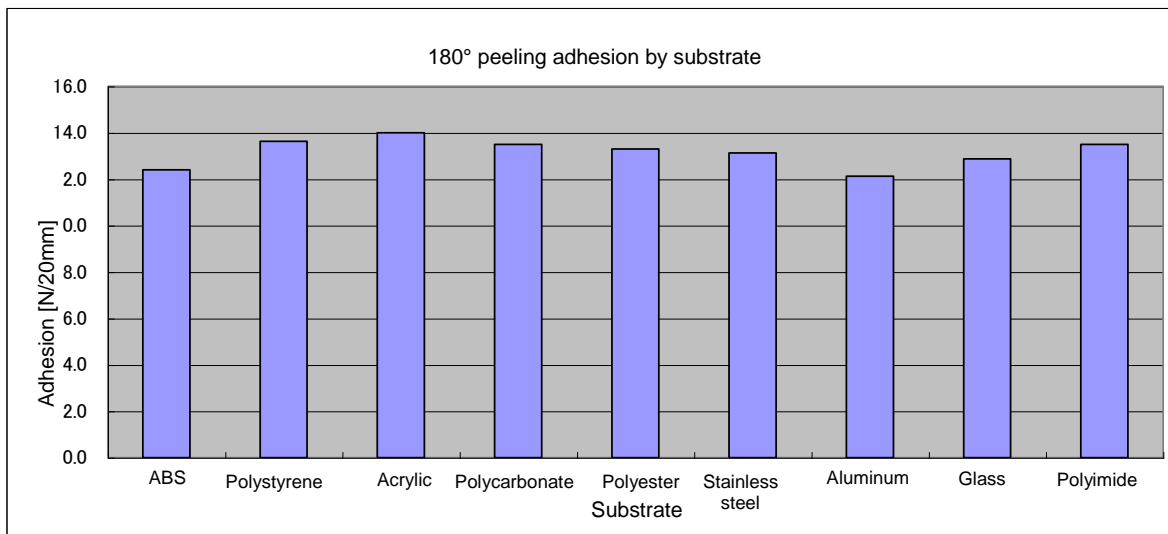
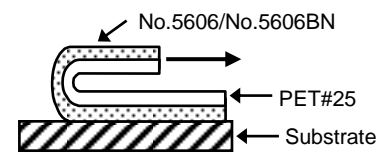
Peeling angle: 180°

Measurement condition: 23°C, 50%RH

Pressure application conditions;

1 pass back and forth with 2-kg roller

<Test method>



No.5606, No.5606BN 10-P-0172_E (2/6)

Notes: This data represents examples of measured values, and not guaranteed values. They do not guarantee compatibility with the applications described in these documents. Please confirm compatibility with your application prior to use. We retain all rights, including copyrights, for the contents of these documents. Copying, reprinting and use for purposes other than originally intended are strictly prohibited without our prior expressed permission. Contact details are provided at the end of this document. Please do not hesitate to contact us for any inquiry.

Properties

● 180° peeling adhesion by temperature

Temperature	No.5606, No.5606BN
0°C	15.4
10°C	13.3
23°C	13.1
40°C	10.9
60°C	8.5
80°C	6.2

(Unit: N/20mm)

Backing: PET#25

Peeling speed: 300mm/min

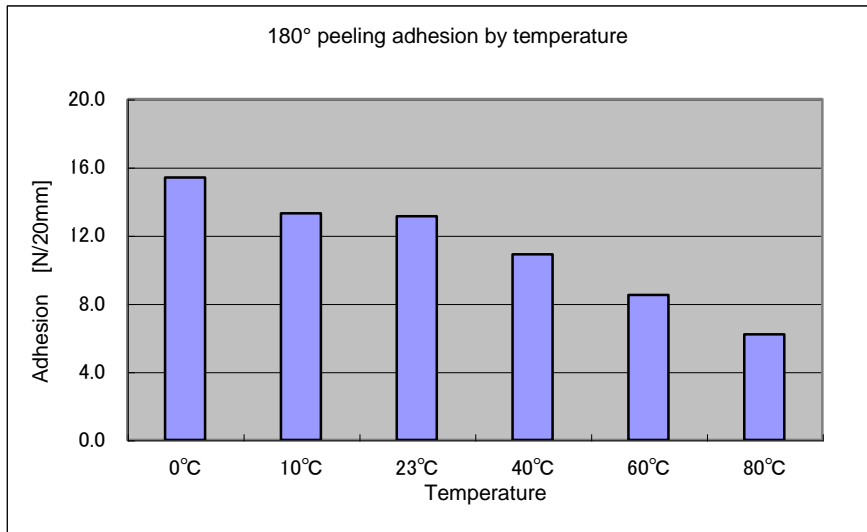
Peeling angle: 180°

Measurement temperature: 0°C, 10°C, 23°C, 40°C
60°C, 80°C

Application under various temperatures

→ Measurement under various temperatures

Substrate: Stainless steel plate



● 180° peeling adhesion at low temperatures (applied at 23°C and measured at 0°C and -10°C)

Substrate	Temperature	No.5606, No.5606BN
Stainless steel plate	0°C	14.2
	-10°C	15.8
Polyester film	0°C	11.7
	-10°C	11.9

(Unit: N/20mm)

Backing: PET#25

Peeling speed: 300mm/min

Peeling angle: 180°

Measurement temperature: 0°C, -10°C

*Applied at 23°C, 50%RH and measured at 0°C and -10°C

Substrate: Stainless steel plate

Polyester film

No.5606, No.5606BN 10-P-0172_E (3/6)

Notes: This data represents examples of measured values, and not guaranteed values. They do not guarantee compatibility with the applications described in these documents. Please confirm compatibility with your application prior to use. We retain all rights, including copyrights, for the contents of these documents. Copying, reprinting and use for purposes other than originally intended are strictly prohibited without our prior expressed permission. Contact details are provided at the end of this document. Please do not hesitate to contact us for any inquiry.

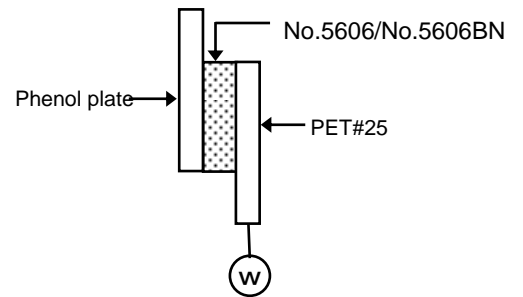
Properties

● Holding power

Temperature	No.5606, No.5606BN
40°C	0.3
80°C	0.5

(Unit: mm/hr)
Measurement temperature: 40, 80°C
Application area: 10mm x 20mm
Load: 4.9N (500g)
Substrate: Phenol resin plate

<Test method>

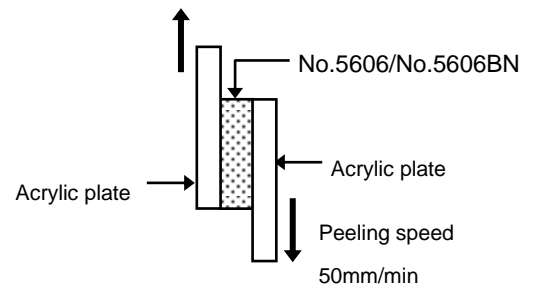


● Shear strength

Temperature	No.5606, No.5606BN
23°C	620

(Unit: N/20mmx20mm)
Substrate: Acrylic plate / Acrylic plate
Tape area: 20mm x 20mm
Peeling speed: 50mm/min
Measurement condition: 23°C, 50%RH
Measurement method: A specimen is prepared and shear strength is measured after allowing it to set 30 minutes.

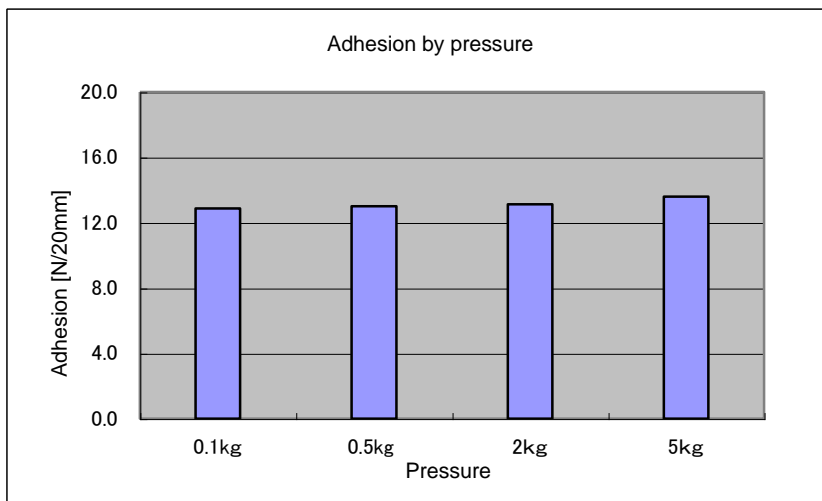
<Test method>



● 180° peeling adhesion by pressure

Pressure	No.5606, No.5606BN
0.1 kg	12.9
0.5 kg	13.0
2 kg	13.1
5 kg	13.6

(Unit: N/20mm)
Backing: PET#25
Peeling speed: 300mm/min
Peeling angle: 180°
Measurement condition: 23°C, 50%RH
Pressure application conditions:
0.1kg, 0.5kg, 2kg, 5kg
1 pass back and forth with 2-kg roller



No.5606, No.5606BN 10-P-0172_E (4/6)

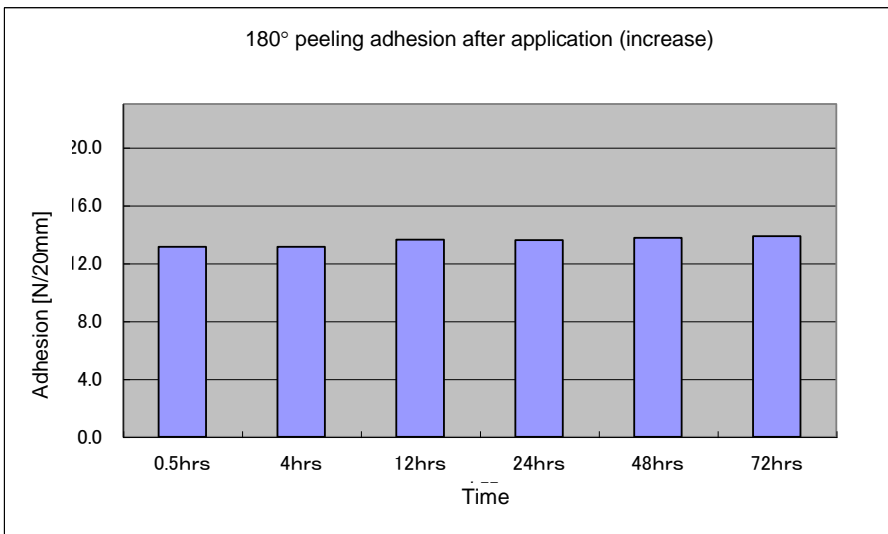
Notes: This data represents examples of measured values, and not guaranteed values. They do not guarantee compatibility with the applications described in these documents. Please confirm compatibility with your application prior to use. We retain all rights, including copyrights, for the contents of these documents. Copying, reprinting and use for purposes other than originally intended are strictly prohibited without our prior expressed permission. Contact details are provided at the end of this document. Please do not hesitate to contact us for any inquiry.

Properties

● 180° peeling adhesion after application (increase)

Temperature	Time	No.5606, No.5606BN
23°C	0.5 hrs	13.1
	4 hrs	13.1
	12 hrs	13.6
	24 hrs	13.6
	48 hrs	13.8
	72 hrs	13.9

(Unit: N/20mm)
Backing: PET#25
Peeling speed: 300mm/min
Peeling angle: 180°
Measurement condition: 23°C, 50%RH
Substrate: Stainless steel plate



● 180° peeling adhesion (change after application)

Temperature	Time	No.5606, No.5606BN
23°C	1 day	13.6
	14 days	14.5
	30 days	14.6
40°C, 92%RH	1 day	14.6
	14 days	15.4
	30 days	15.4
50°C	1 day	15.0
	14 days	16.5
	30 days	16.8
70°C	1 day	15.3
	14 days	18.6
	30 days	19.5

(Unit: N/20mm)
Backing: PET#25
Peeling speed: 300mm/min
Peeling angle: 180°
Measurement condition: 23°C, 50%RH
Substrate: Stainless steel plate

No.5606, No.5606BN 10-P-0172_E (5/6)

Notes: This data represents examples of measured values, and not guaranteed values. They do not guarantee compatibility with the applications described in these documents. Please confirm compatibility with your application prior to use. We retain all rights, including copyrights, for the contents of these documents. Copying, reprinting and use for purposes other than originally intended are strictly prohibited without our prior expressed permission. Contact details are provided at the end of this document. Please do not hesitate to contact us for any inquiry.


Precautions when using

- Remove all oil, moisture and dirt from the surface of the substrate before applying.
- The tape employs pressure-sensitive adhesive. Be sure to apply pressure with a roller or press when applying. Failure to do so could affect properties or appearance.
- The tape may not adhere well to significantly uneven or distorted surfaces. Level off the surface as much as possible before applying.
- Because it is very thin, you should avoid applying large loads for at least several hours following application.

Precautions when storing

- Be sure to keep the tape in its box when not using.
- Keep in a cool dark place not exposed to direct sunlight.

Safety precautions

	WARNING
<ul style="list-style-type: none">● Make sure the product is suitable for the application (objective and conditions) before attempting to use. The tape may come off depending on the substrate to which it is applied or conditions under which it is applied.● Use in combination with another method of joining if there is possibility of an accident.	

Published in March 2019

No.5606, No.5606BN 10-P-0172_E (6/6)

Notes: This data represents examples of measured values, and not guaranteed values. They do not guarantee compatibility with the applications described in these documents. Please confirm compatibility with your application prior to use. We retain all rights, including copyrights, for the contents of these documents. Copying, reprinting and use for purposes other than originally intended are strictly prohibited without our prior expressed permission. Contact details are provided at the end of this document. Please do not hesitate to contact us for any inquiry.