

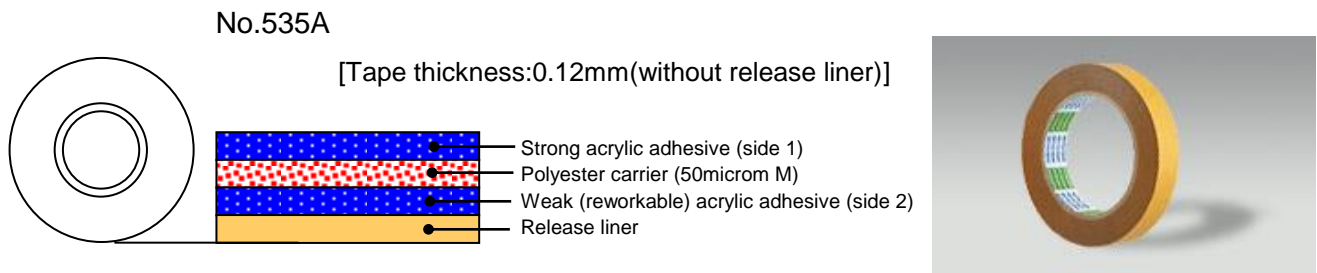
Double-coated adhesive tape

No.535A

Outline

Nitto Denko No.535A is a double-coated adhesive tape features different adhesive strength on the side 1 and side 2 with a polyester film carrier. No.535A is used suitable for plastic printing plates with easy peeling off after printing.

Structure



Features

- Side 1 is coated with a strong adhesive, and side 2 with a weak adhesive.
- No tear when peeling off due to PET carrier.
- Leaves minimal adhesive residue when it is re-peeled.
- The ten hazardous materials restricted by the RoHS directive are not compounded.

Applications

- For use in adhering to rotary cylinder of plastic printing plate
- For many reworkable purposes

Sizes

Tape thickness (mm)	Width (mm)	Length (m)
0.12	3-1,200	30

For more information, please contact us.

No.535A 10-P-0022 (1/6)

Notes: This data represents examples of measured values, and not guaranteed values. They do not guarantee compatibility with the applications described in these documents. Please confirm compatibility with your application prior to use. We retain all rights, including copyrights, for the contents of these documents. Copying, reprinting and use for purposes other than originally intended are strictly prohibited without our prior expressed permission. Contact details are provided at the end of this document. Please do not hesitate to contact us for any inquiry.

Properties

- 180 degree peeling adhesion for each substrate

Substrates	No.535A	
	Side 1	Side 2
PET plate	11.0	5.5
Polystyrene plate	10.1	5.5
Acrylic plate	13.7	10.9
Polycarbonate plate	11.8	8.7
Polyacetal plate	9.3	3.2
ABS plate	10.0	8.0
PP plate	3.5	2.3
Chrome plating	7.1	2.8
Stainless steel plate	7.5	5.4
Aluminum plate	9.8	3.5
Glass plate	11.3	7.8

(Unit: N/20 mm)

Tape area: 20mm width

Lining material: PET#25

Pressing condition:

1 pass back and forth with 2-kg roller
at 23 degree C, 50%RH

Applying condition:

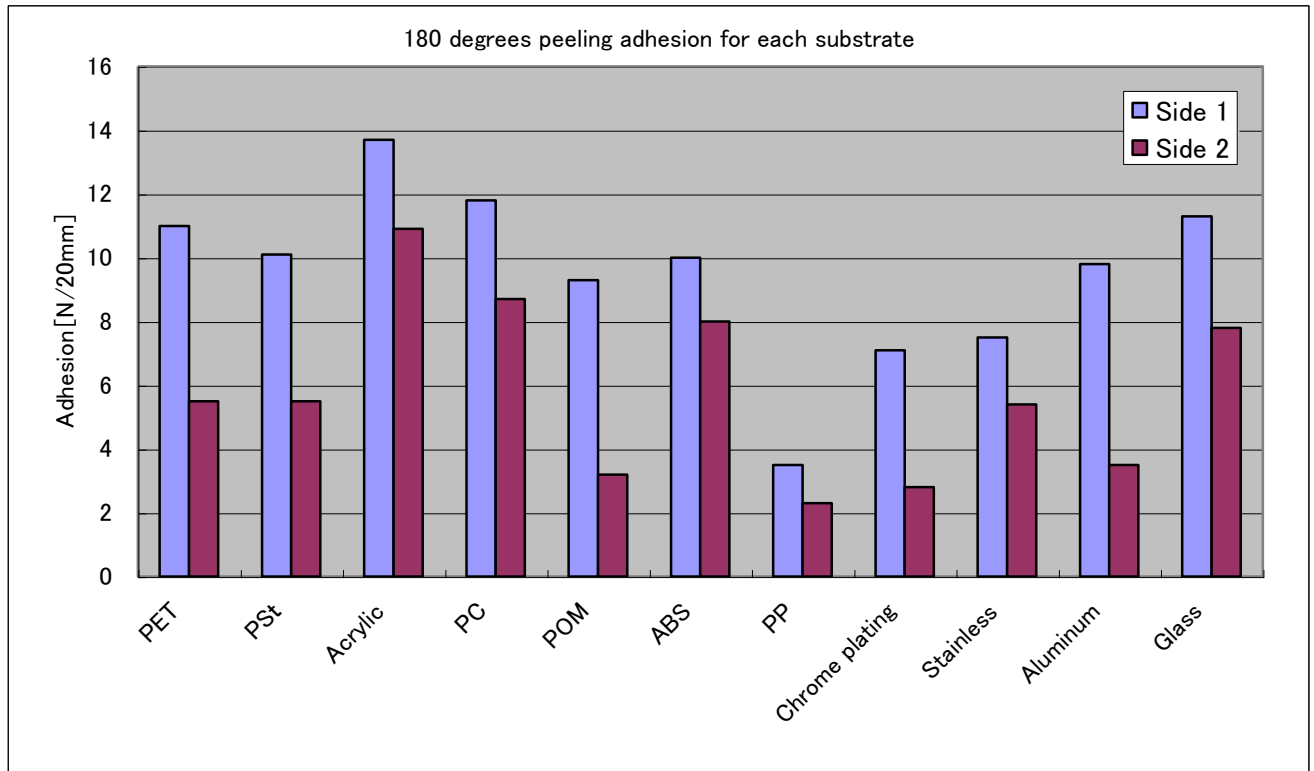
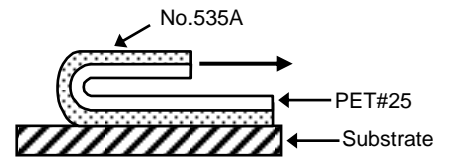
23 degree C, 50%RH x 30min

Peeling speed: 300 mm/min

Peeling angle: 180 degree

Measurement temperature:

23 degree C, 50%RH



No.535A 10-P-0022 (2/6)

Notes: This data represents examples of measured values, and not guaranteed values. They do not guarantee compatibility with the applications described in these documents. Please confirm compatibility with your application prior to use. We retain all rights, including copyrights, for the contents of these documents. Copying, reprinting and use for purposes other than originally intended are strictly prohibited without our prior expressed permission. Contact details are provided at the end of this document. Please do not hesitate to contact us for any inquiry.

Properties

● 180 degree peeling adhesion for each temperature

Temperature	No.535A	
	Side 1	Side 2
0 deg C	9.9	7.1
23 deg C	7.5	5.4
40 deg C	6.5	4.1
60 deg C	5.2	3.2
80 deg C	4.2	2.4

(Unit: N/20 mm)

Tape area: 20mm width

Substrate: Stainless steel plate

Lining material: PET #25

Pressing condition:

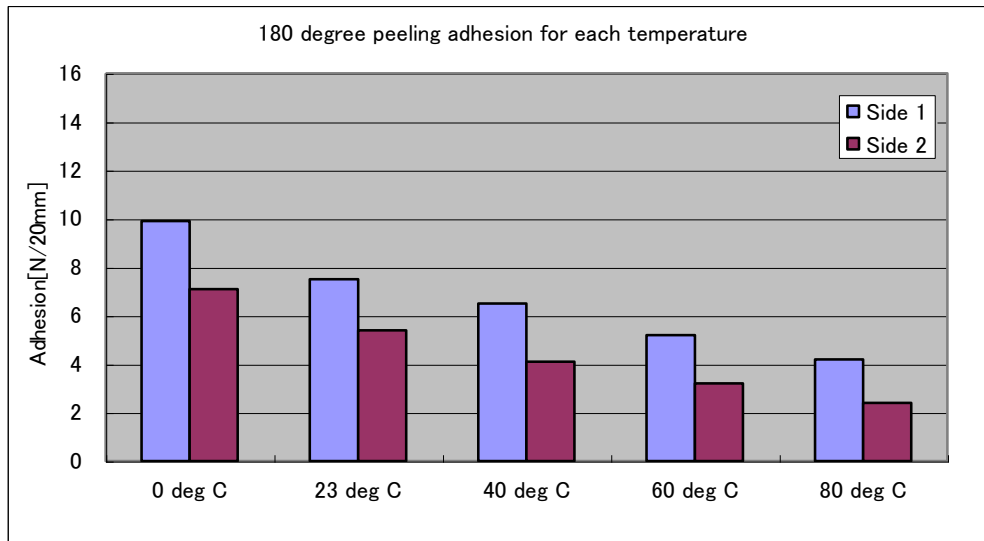
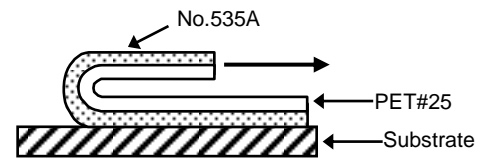
1 pass back and forth with 2-kg roller
at 23 degree C, 50%RH

Applying condition:

Each temperature for 30min

Peeling speed: 300 mm/min

Peeling angle: 180 degree



No.535A 10-P-0022 (3/6)

Notes: This data represents examples of measured values, and not guaranteed values. They do not guarantee compatibility with the applications described in these documents. Please confirm compatibility with your application prior to use. We retain all rights, including copyrights, for the contents of these documents. Copying, reprinting and use for purposes other than originally intended are strictly prohibited without our prior expressed permission. Contact details are provided at the end of this document. Please do not hesitate to contact us for any inquiry.

Properties

● 180 degree peeling adhesion after laminating - Increasing

Aging	No.535A	
	Side 1	Side 2
1 min later	6.3	3.4
30 min later	7.5	5.4
24 hrs later	10.5	7.1
48 hrs later	11.4	7.7
72 hrs later	11.7	8.0

(Unit: N/20mm)

Substrate: Stainless steel plate

Tape area: 20mm width

Lining material: PET #25

Pressing condition:

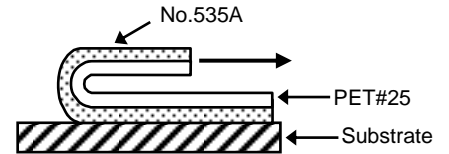
1 pass back and forth with 2-kg roller at 23 degree C, 50%RH

Applying Condition: 23 degree C/50%RH x 1min, 30min,24hrs, 48hrs and 72hrs

Peeling speed: 300mm/min

Peeling angle: 180 degree

Measurement temperature: 23 degree C/50%RH



● 180 degree peeling strength for each application pressure

Application	No.535A	
	Side 1	Side 2
0.1 kg roller	5.3	2.7
0.5 kg roller	6.6	4.4
2 kg roller	7.5	5.4
5 kg roller	8.2	5.7

(Unit: N/20mm)

Substrate: Stainless steel plate

Backing material: PET#25

Tape area: 20mm width

Application condition:

1 pass back and forth with a 0.1 kg, 0.5 kg, 2 kg and 5 kg roller,

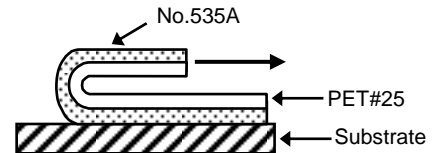
Bonding temperature: 23degreeC/50%RH

Curing condition:23degreeC/50%RH x 30 min

Peeling speed: 300 mm/min

Peeling angle: 180degree

Measurement temperature: 23degreeC/50%RH



● Holding power

Temperature	No.535A	
	Side 1	Side 2
40 deg C	0.2	0.1

(Unit: mm/hr)

Substrate: Phenolic resin plate

Tape area: 10mm x 20mm

Bonding temperature: 23degreeC/50%RH

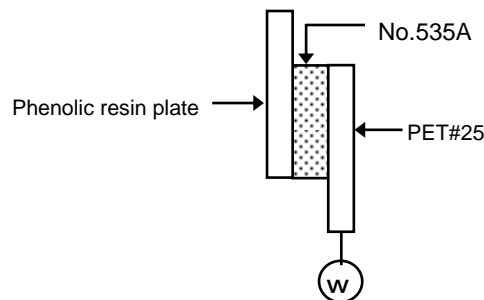
Curing condition:

Measurement temperature x 30min

Measurement temperature: 40 degree C

Load: 4.9N(500g)

Loading time: One hr



No.535A 10-P-0022 (4/6)

Notes: This data represents examples of measured values, and not guaranteed values. They do not guarantee compatibility with the applications described in these documents. Please confirm compatibility with your application prior to use. We retain all rights, including copyrights, for the contents of these documents. Copying, reprinting and use for purposes other than originally intended are strictly prohibited without our prior expressed permission. Contact details are provided at the end of this document. Please do not hesitate to contact us for any inquiry.

Properties

● Shearing adhesive strength for each substrate

Substrates	No.535A	
	Side 1	Side 2
PET plate	230	195
Polystyrene plate	205	175
Acrylic plate	205	190
Polycarbonate plate	210	190
Polyacetal plate	180	155
ABS plate	215	200
PP plate	165	135
Stainless steel plate	350	310
Aluminum plate	310	270
Glass plate	375	340

(Unit: N/20mmx20mm)

Tape area: 20mm x 20mm

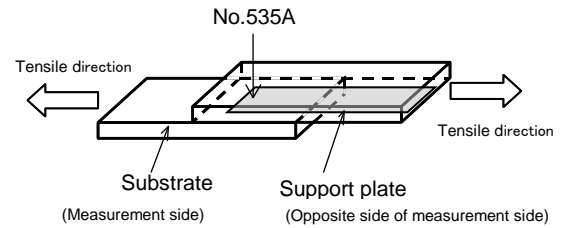
Pressing condition:

1 pass back and forth with 5-kg
at 23 degree C/50%RH

Applying condition: 23 degree C/50%RH x 30min

Measurement temperature: 23 degree C/50%RH

Peeling speed: 50mm/min



● Shearing adhesive strength for each temperature

Temperature	No.535A	
	Side 1	Side 2
0 deg C	385	350
23 deg C	350	310
40 deg C	295	215
60 deg C	220	180
80 deg C	175	155

(Unit: N/20mmx20mm)

Substrate: stainless plate

Tape area :20 x 20mm

Pressing condition:

1 pass back and forth with 5-kg
at 23 degree C/50%RH

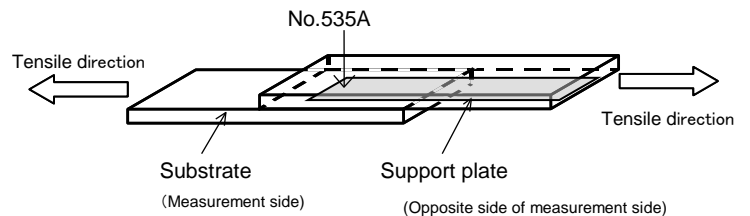
Applying condition:

Each temperature for x 30min

Measurement temperature:

0, 23, 40, 60, 80 degree C

Peeling speed: 50mm/min



No.535A 10-P-0022 (5/6)

Notes: This data represents examples of measured values, and not guaranteed values. They do not guarantee compatibility with the applications described in these documents. Please confirm compatibility with your application prior to use. We retain all rights, including copyrights, for the contents of these documents. Copying, reprinting and use for purposes other than originally intended are strictly prohibited without our prior expressed permission. Contact details are provided at the end of this document. Please do not hesitate to contact us for any inquiry.


Precautions when using

- Remove all oil, moisture and dirt from the surface of the substrate before applying.
- The tape employs pressure-sensitive adhesive. Be sure to apply pressure with a roller or press when applying. Failure to do so could affect properties or appearance.
- The tape may not adhere well to significantly uneven or distorted surfaces. Level off the surface as much as possible before applying.
- Because it is very thin, you should avoid applying large loads for at least several hours following application.

Precautions when storing

- Be sure to keep the tape in its box when not using.
- Keep in a cool dark place not exposed to direct sunlight.

Safety precautions

	WARNING
<ul style="list-style-type: none">● Make sure the product is suitable for the application (objective and conditions) before attempting to use. The tape may come off depending on the substrate to which it is applied or conditions under which it is applied● Use in combination with another method of joining if there is possibility of an accident.	

Published in March 2019

No.535A 10-P-0022 (6/6)

Notes: This data represents examples of measured values, and not guaranteed values. They do not guarantee compatibility with the applications described in these documents. Please confirm compatibility with your application prior to use. We retain all rights, including copyrights, for the contents of these documents. Copying, reprinting and use for purposes other than originally intended are strictly prohibited without our prior expressed permission. Contact details are provided at the end of this document. Please do not hesitate to contact us for any inquiry.