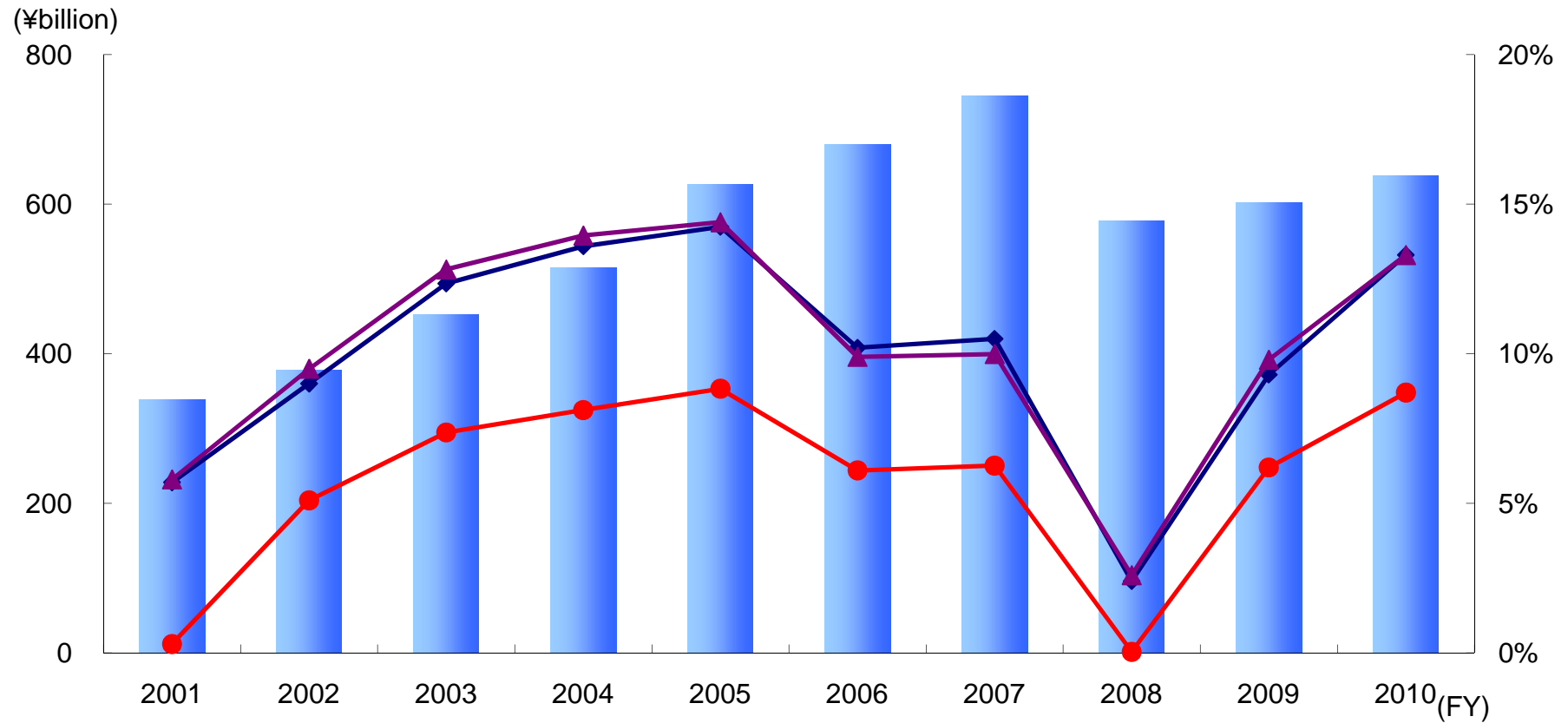






# Operating Results



FY		2001	2002	2003	2004	2005	2006	2007	2008	2009	2010
	Net sales	338,930	378,705	452,726	514,867	626,316	679,822	745,259	577,922	601,859	638,556
	Operating income to sales	5.7%	9.0%	12.4%	13.6%	14.2%	10.2%	10.5%	2.4%	9.3%	13.3%
	Ordinary income to sales	5.8%	9.5%	12.8%	14.0%	14.4%	9.9%	10.0%	2.6%	9.8%	13.3%
	Net income to sales	0.3%	5.1%	7.4%	8.1%	8.8%	6.1%	6.3%	0.04%	6.2%	8.7%